



ApiNew Unicode keyboard, QWERTY version 0.4


Warning : when CAPS LOCK is ON, the keyboard will behave like a standard keyboard.
In order to type phonetic symbols, CAPS LOCK must be turned OFF.




State: none



State: none




State: none




State: none

Exponents (superscript symbols)


For the major part of phonetic symbols, an "exponent" version is also available within the Unicode standard. Typing those exponent forms is done through the use of a dead key located in top-left corner of the keyboard, just below the "Esc(ape)" key (above the TAB key) : first, press – and release – this key (nothing happens on the screen, hence the name "dead key"). Then, press on the key combination that corresponds to the phonetic symbol you want to insert (which is then displayed on screen in its exponent form).




State: sup



State: sup




State: sup




State: sup


State: none




State: cedil



State: cedil



State: cedil



State: cedil

Other miscellaneous phonetic symbols

More phonetic symbols are available through a dead key located immediately at the right of key "P": first, press – and release – this key (nothing happens on the screen, hence the name "dead key"). Then, press the key combination that corresponds in the tables above to the phonetic symbol you want to insert.

Note: on Macs, the first two keyboards above are also available through key combination CTRL + ALT, which avoids using the dead key.

The design of this phonetic keyboard has been driven by the following mnemotechnical principles:

- Most diacritics are located on the first row of the keyboard (the upper row where the digits are located on the standard keyboard).
When you want to type a symbol with a diacritic, first type the base character and then type the diacritic(s) that you want to add to this base character.
- Diacritics going by pairs (such as "more rounded " and "less rounded") are either located on the same key (but with a different combination of **SHIFT** and **ALT** modifier keys) or on the immediately neighboring key.
- Retroflex are accessible through the modifier key **ALT(-GR)**
e.g. "ɖ" is located on key combination ALT + d
- –ATR or "open-mid" vowels are accessible through the modifier key **SHIFT** (or **SHIFT + ALT**)
e.g. "ɔ" is located on key combination SHIFT + o
- Uppercase letters are accessible through modifier keys **SHIFT + ALT(-GR)**
e.g. "N" is located on key combination SHIFT + ALT + N
- In most cases, phonetic symbols are located on a key that looks similar to this symbol.
e.g. "ʔ" is located on key "?".
- When there are exceptions to these general rules (because there were too many symbols to place them on the same key), try the immediate neighboring keys.
e.g. "œ" is located on key "P" (because key "O" is already used for something else).